



PROJECT CENTER

<http://www.cricut.com>



THANK YOU CARD FOR "PICKLES"



Design by: Ladybug (7 Projects)


About me: I have always loved crafting. Now, I love paper crafts with my Cricut machines.

Project skill level: easy

Project time: 1 hour to 2 hours

Project tags: Thank You Cards Friend Cards Playful

Made this card for a dear MB friend, w/ the user name of "Pickles". Hence, a ladybug (me!) saying "hiya" to some pickles (her!)



CRICUT®: WHAT WAS USED



"Just Because" Cards Cartridge



Cricut Imagine® Machine



Cricut Imagine® Art Cartridge, Lori's Garden

OTHER MATERIALS NEEDED

Martha Stewart punches

Stamp sets

STEP 1

Used the Just Because Cards cartridge for the "pickles" and layers. Used the Imagine Enjoy the Seasons cartridge for the patterns and the hat, mustache & bow.



STEP 2

Used Martha Stewart deep edge and border punches.

STEP 3

For more deets, please check out my blog. You will have to copy/paste it into your browser:-
<http://ladybuglair.blogspot.ca/>

RELATED PROJECTS





Thanks ABunch Card

[View details](#)



Thanks Designer Card

[View details](#)



Donut Card

[View details](#)

<http://www.cricut.com>