




PROJECT CENTER

<http://www.cricut.com>



CREATE A CRITTER 2 SCRAPBOOK LAYOUT



Design by: [allomunn1](#) (2 Projects)

About me: baker, scrap booking, scrapping

Project skill level: moderate

Project time: 30 minutes to 1 hour

Project tags: Family Boy Baby Layouts Scrapbook Layouts Playful

baby scrap book page layout using lion, bird, font

CRICUT®: WHAT WAS USED



Cricut Expression® Machine with Plantin SchoolBook and Accent Essentials®



Create a Critter Cartridge

OTHER MATERIALS NEEDED

card stock foam border glue

STEP 1


newbie to cricut machine, attempting my first simple scrap book layout for baby book. layered lion, stand and font for bottom, used birds but cut out their feet to give them more of a floating look. sprinkled hearts remains from other cuts as decoration on page.

RELATED PROJECTS




[Family Memorise](#)

[View details](#)



[Love Blocks!](#)

[View details](#)



[Butterfly Display card](#)

[View details](#)