




PROJECT CENTER

<http://www.cricut.com>



MOVABLE MONSTERS SCRAPBOOK PAGE



Design by: [KatieB](#) (2 Projects)

About me: I am new to the cricut.


Project skill level: [easy](#)

Project time: [less than 30 minutes](#)

Project tags: [Halloween](#) [Seasonal Layouts](#) [Scrapbook Layouts](#)

My first scrapbook page made with my first Cricut!

CRICUT®: WHAT WAS USED



[Platin SchoolBook Cartridge](#)



[Cricut Expression® 2](#)



[A Frightful Affair Cartridge](#)

OTHER MATERIALS NEEDED

[Moveable Monsters](#)

[Cricut Gel Pen & Housing](#)

[Assorted Card Stock](#)

STEP 1


I used the witch from movable monsters. I also used the cat from movable monsters, but I welded the pieces together so it was easier to complete. Finally, I put the brown glitter gel pen into my cricut expression to make the "double double toil and trouble" sign. Now, all I need is the halloween picture (hopefully I can get the dogs to pose in their costumes!).

RELATED PROJECTS



[Word Collage Boards](#)

[View details](#)



[Boo Rosette Wall hanging](#)

[View details](#)



[Wicked Witch Layout](#)

[View details](#)