





# PROJECT CENTER

tp://www.cricut.com



## A FRIGHTFUL AFFAIR/MOVABLE MONSTERS CONTEST



**Design by:** Rice (5 Projects)

**About me:** Just having fun playing with my Cricut!

**Project skill level:** moderate

**Project time:** 2 hours to 3 hours

**Project tags:** Home Décor/Accents Fashion Fashion Accessories Wall Décor/Wreaths/Banners Fall Halloween Kids Teen College Holiday Celebration Party

Decorations/Favors Teacher Gifts/Cards Holiday Layouts Holiday Cards Outdoor/Animal Layouts Seasonal Layouts Seasonal Cards Gifts Kids Layouts Kids Crafts Holiday Décor Playful

Well, Mr. Bones, I see you are clean and all dressed up for trick-or-treating. Great costume! I almost didn't recognize you!

### CRICUT®: WHAT WAS USED



Paper Doll Dress Up Cartridge



Cricut® A Child's Year Cartridge



Life's a Party Cartridge

### OTHER MATERIALS NEEDED

Cardstock and/or poster board

Hole punch

Glue

Brads

### PROJECT CUT FILES

[Rice - Skeleton Pumpkin Costume.ccr](#)

#### STEP 1

Cut out all the shapes using the CCR file. (This is the same life-size skeleton I had used for a pattern for my shower curtain.)

#### STEP 2

Assemble the skeleton by punching holes at the joints and piecing together using brads.

#### STEP 3

Assemble all the other pieces using glue.



## STEP 4

Pose Mr. Bones and hang him on the wall using thumbtacks or removable tape/adhesive.

## RELATED PROJECTS




Princess Box

[View details](#)



Word Collage Boards

[View details](#)



Journey Wall

[View details](#)

<http://www.cricut.com>