




PROJECT CENTER

<http://www.cricut.com>



VALENTINE SWING CARD



Design by: AmyStamper (23 Projects)

About me: I love my Expression and my Gypsy!

Project skill level: easy

Project time: less than 30 minutes

Project tags: Valentine's Day Classic Love Notes/Cards Seasonal Cards

Made using CTMH Artiste

CRICUT®: WHAT WAS USED



Cricut Expression® Machine with Plantin SchoolBook and Accent Essentials®



Gypsy™ handheld design studio for Cricut®



Cricut® Close To My Heart® Cartridge, Artiste

OTHER MATERIALS NEEDED

SU Cardstock and Patterned Paper

SU Sizzits embossing folder

Su border punch

Heart brads

Cuttlebug Swiss Dots embossing folder

STEP 1

Card is 5.5" by 4.25". Layers cut from a different cartridge. Please see my blog for more details:


<http://thestampingtree.blogspot.com/2013/01/valentine-swing-card.html>

RELATED PROJECTS




Hugs & Kisses Glass Block

[View details](#)



Valentine Doggie Bandana

[View details](#)



Valentines Sucker Gift Basket

[View details](#)