



## HAND SOAP DISPENSER



**Design by:** Docerela (5 Projects)

**About me:** My name is Catarina and I love my cricut. I bumped into this amazing machine for over 2 years now. I now own 6 provo craft machines and over 50 cartridges and counting. I love creating something new.

**Project skill level:** easy

**Project time:** 30 minutes to 1 hour

**Project tags:** Home Décor/Accents Feminine

Personalized and customized hand soap dispenser. This project can be used with any colors you like.



### CRICUT®: WHAT WAS USED



Cricut Expression® Machine with Plantin SchoolBook and Accent Essentials®



Extreme Fonts Cartridge

### OTHER MATERIALS NEEDED

vinyl

ribbon

Goo gone

cricut craft room

### STEP 1

Removed sticker from the dispenser. Pour some of goo gone in a rag to remove the residue glu from the sticker. Wash with soap and water. Wipe off until dry.


### STEP 2

With the cricut craft room, I created circles and weld some together to create bubbles. Using the extreme fonts I used letters h a n d s o a p.


### STEP 3

Using the cricut tool kit spatula, remove the artwork from the cricut mat to adhere it to the dispenser.


### RELATED PROJECTS



Princess Box



Word Collage



Journey Wall



[View details](#)



[View details](#)



[View details](#)

Boards

<http://www.cricut.com>