





PROJECT CENTER

<http://www.cricut.com>



STENCILS WITH FONTS



Design by: [kranmai](#) (1 Project)

About me: Love digital scrapbooking, but not enough time to scrap.

Project skill level: [easy](#)

Project time: [less than 30 minutes](#)

Project tags: [Home Décor/Accents](#) [Playful](#)

Using fonts to create name stencils to paint a growth chart. Fonts used: Basic and Extreme



CRICUT®: WHAT WAS USED



Cricut Mini®
Personal Electronic
Cutter



Extreme Fonts Cartridge

OTHER MATERIALS NEEDED

Acrylic Paint

foam brush

STEP 1

Using CraftRoom to layout your text and cut.



stencil cut out

STEP 2

Place the cutout and use the paint and foam brush to paint text onto your project piece.



paint with stencil

AWARDS



RELATED PROJECTS




Princess Box

[View details](#)



Word Collage
Boards

[View details](#)



Journey Wall

[View details](#)