





PROJECT CENTER

<http://www.cricut.com>



CRICUT EXTREME FONT CONTEST



Design by: [GonescrappinakaColleen](#) (16 Projects)

About me: Avid Paper crafter

Project skill level: easy

Project time: 30 minutes to 1 hour

Project tags: Family Teen Sports/Fitness
Scrapbook Layouts Masculine Kids Layouts

I created this scrapbook layout using the Week 2 Sneak Peek of Extreme Fonts, Big Font feature. It's perfect for a sports themes.



CRICUT®: WHAT WAS USED



Cricut Mini®
Personal Electronic
Cutter



Paper Dolls Teen Scene
Cartridge



Extreme Fonts Cartridge

OTHER MATERIALS NEEDED

PinkPaislee Paper

Vintage Photo Distress Ink

Copic Markers

Tim Holtz Core'dinations Card Stock

Ranger Glossy Accents

White Gel Pen

PROJECT CUT FILES

[jumpshot.ccr](#)


STEP 1

Super easy layout using Extreme Fonts and Everyday paper Dolls Teen Scene. Letters are cut at 2.8 inches. The teen basketball player is cut at 6.5 inches. Basketball embellishments are different sizes, up to 2.5 inches. Ink the letters with distress ink and add some Ranger Glossy Accents to the black for a cool look.

AWARDS



RELATED PROJECTS



Family Memorise

[View details](#)



Love Blocks!

[View details](#)



Butterfly Display card

[View details](#)

<http://www.cricut.com>