

## CRICUT EXTREME FONT CONTEST



**Design by:** [GonescrappinakaColleen](#) (7 Projects)

**About me:** Avid Papercrafter

**Project skill level:** [easy](#)

**Project time:** [30 minutes to 1 hour](#)

**Project tags:** [Family](#) [Teen](#) [Sports/Fitness](#)  
[Scrapbook Layouts](#) [Masculine](#) [Kids Layouts](#)

I created this scrapbook layout using the Week 2 Sneak Peek of Extreme Fonts, Big Font feature. It's perfect for a sports themes.



## CRICUT®: WHAT WAS USED



Cricut Mini®  
Personal Electronic  
Cutter



Cricut® Everyday  
Cartridge, Paper Dolls  
Teen Scene



## OTHER MATERIALS NEEDED

- PinkPaislee Paper
- Vintage Photo Distress Ink
- Copic Markers
- Tim Holtz Core'dinations Card Stock
- Ranger Glossy Accents
- White Gel Pen

## PROJECT CUT FILES

[jumpshot.ccr](#)


## STEP 1

Super easy layout using Extreme Fonts and Everyday paper Dolls Teen Scene. Letters are cut at 2.8 inches. The teen basketball player is cut at 6.5 inches. Basketball embellishments are different sizes, up to 2.5 inches. Ink the letters with distress ink and add some Ranger Glossy Accents to the black for a cool look.


## RELATED PROJECTS



[Family Memorise](#)



[Love Blocks!](#)




[Pirate Name plaque](#)



View details



View details



View details

<http://www.cricut.com>