




PROJECT CENTER

<http://www.cricut.com>



FAMILY



Design by: Meredith679 (1 Project)

About me: Mom

Project skill level: easy

Project time: 2 hours to 3 hours

Project tags: Family Home Décor/Accents

Photos/Frames/Boards Wall

Décor/Wreaths/Banners Modern Family Layouts

Clean & Simple Geometric

I used an 11x14 canvas as the base for this project for the second week of the Extreme Font Contest in the category Home. First, I used mod podge to adhere dictionary pages. The bigger dictionary letters spell "FAMILY." I then used Cricut's Extreme Big Font to cut the letters and added another layer of mod podge. I used the Valentine's Day 07 to cut the heart shaped hands in the middle. Finally, I added pre-cut corner edges and photographs.

CRICUT®: WHAT WAS USED



Cricut Expression®
Machine with Plantin
SchoolBook and Accent
Essentials®



Extreme Fonts Cartridge

OTHER MATERIALS NEEDED

cheap dictionary pages modge podge


STEP 1

I used an 11x14 canvas as the base for this project for the second week of the Extreme Font Contest in the category Home. First, I used modge podge to adhere dictionary pages. The bigger dictionary letters spell "FAMILY." I then used Cricut's Extreme Big Font to cut the letters and added another layer of modge podge. I used the Valentine's Day 07 to cut the heart shaped hands in the middle. Finally, I added pre-cut corner edges and photographs.



Family Canvas/Picture Frame Side 1

RELATED PROJECTS




Family Memorise

[View details](#)



Love Blocks!

[View details](#)



Butterfly Display card

[View details](#)

<http://www.cricut.com>