




# PROJECT CENTER

<http://www.cricut.com>



Cards by Terry  
[CardsbyTerry.blogspot.com](http://CardsbyTerry.blogspot.com)

## SOUTHWEST



**Design by:** TerryH (3 Projects)

**About me:** Love to create cards, and love the Cricut!

**Project skill level:** easy

**Project time:** less than 30 minutes

**Project tags:** Father's Day Retirement Family Cards Outdoors Vacation/Travel Cards Cards Just Because Cards Friend Cards Masculine Naturalist Clean & Simple Southwest

This card was made with the Southwest Cricut cartridge. Cut the window frame from just four squares and then outlined in one big square. Then cut the cactus, feathers and boots from the Southwest cartridge. Sponged the feathers in light blue ink and used silver Stickles for the spurs and nailhead for feathers. Background paper is what I had in stock and the 'flooring' was made with light brown cardstock and just scored lines across it and then sponged ink lightly over it. The blue sky and sun were done in chalks.

## CRICUT®: WHAT WAS USED




Southwest Cartridge

## OTHER MATERIALS NEEDED

Chalks


Stickles - silver

## RELATED PROJECTS



Best Father Ever layout

[View details](#)



Masculine Birthday Card

[View details](#)



Father's Day Card

[View details](#)