




PROJECT CENTER

<http://www.cricut.com>



BOOMBOX HEAT TRANSFER T-SHIRT



Design by: [boog3rgurl](#) (1 Project)

About me: I love everything that is black, red, and hello kitty!!

Project skill level: [easy](#)

Project time: [less than 30 minutes](#)


Project tags: [Fashion](#) [Wearables](#) [Modern](#)
[Retro](#) [Trendy](#) [Boy](#) [Teen](#) [Iron-on](#)

Made a t-shirt for my son with the Brooklyn cartridge, boombox image.

CRICUT®: WHAT WAS USED



Cricut Expression® 2




Brooklyn Iron-on
Cartridge

OTHER MATERIALS NEEDED

heat transfer vinyl

iron

RELATED PROJECTS




Valentine Doggie
Bandana

[View details](#)



Easy DIY Bulletin
Board.

[View details](#)



Bird Baby Sleeper

[View details](#)

<http://www.cricut.com>