





PROJECT CENTER

<http://www.cricut.com>



DAUGHTER LAYOUT



Design by: [RockinRenee](#) (45 Projects)

About me: I am a stay at home mom that loves to craft in my spare time. I have a very eclectic taste both in style and crafting, so you will find all sorts of different things on my blog. Hope you will visit!

Project skill level: [easy](#)

Project time: [1 hour to 2 hours](#)

Project tags: [Feminine](#) [Girl](#) [Kids](#) [Teen](#)

[Scrapbook Layouts](#) [Kids Layouts](#)

Here is my version of the Free Cricut Cut of the Week: Daughter Layout. I used pinks and grays for my colors and added lots of girly bling.

CRICUT®: WHAT WAS USED

[Cricut Expression® 2](#)



[Daughter Layout](#)


STEP 1

Additional pics and material used listed on my blog at: icameisawicreated.blogspot.com

AWARDS



RELATED PROJECTS



[Happy Birthday Card - Grafie](#)

[View details](#)



[Gate Gift Bag](#)

[View details](#)



[Princess Box](#)

[View details](#)