




PROJECT CENTER

<http://www.cricut.com>



BRIDAL SHOWER CARD



Design by: [terr31](#) (7 Projects)

About me: love to craft! love to spend time with my grandbabies!

Project skill level: [easy](#)

Project time: [less than 30 minutes](#)

Project tags: [Bridal Shower](#) [Congratulations](#) [Cards](#)

Card I made for a bridal shower for son's best friends new bride -to -be!



CRICUT®: WHAT WAS USED



[Tie the Knot Cartridge](#)



[Cricut Expression® 2](#)

OTHER MATERIALS NEEDED

cardstock

ribbon

adhesive

stick pin

STEP 1

used the umbrella cut on the cartridge and cut it at 3.25"


AWARDS



RELATED PROJECTS



[Dress Card](#)




[Love Blocks!](#)



[Bachelorette Party](#)



[View details](#)



[View details](#)



[View details](#)

<http://www.cricut.com>