



# PROJECT CENTER

tp://www.cricut.com



## BABY BOY MINI ALBUM



**Design by:** [eyesbluest](#) (3 Projects)

**About me:** I love working on projects..... which include mini album, scrap-booking layout and cards.....love making gifts for others....

**Project skill level:** [easy](#)

**Project time:** 30 minutes to 1 hour

**Project tags:** [Notebooks/Mini Albums](#) [Baby Shower](#) [Modern Baby Boy](#) [Holiday Baby](#) [Layouts](#) [BabyDécor](#) [Gifts](#)

cute little Baby Boy Mini Album made out of chip-broad.



## CRICUT®: WHAT WAS USED



[New Arrival Cartridge](#)



[Cricut Mini&reg;](#)  
[Personal Electronic](#)  
[Cutter](#)

## OTHER MATERIALS NEEDED

[DCWW Baby Boy Stack](#)

## STEP 1

Using the blackout setting.... With the deep blade, cut out 5 chip-broad onesie.  
setting size is - 7.806 by 8.264


## AWARDS




## RELATED PROJECTS



[Back to School Book Club](#)




[Be Yourself Mini Album](#)



[NYC 2009 Mini Album](#)



[View details](#)



[View details](#)



[View details](#)

<http://www.cricut.com>