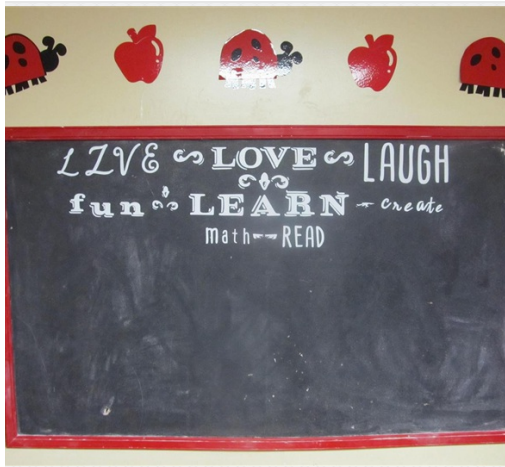





# PROJECT CENTER

<http://www.cricut.com>



## CHALKBOARD FONT DESIGN ON KIDS CHALKBOARD



**Design by:** [thepascraper](#) (11 Projects)

**About me:** I love to scrapbook and just discovered the Cricut Machine. I can't believe it took me this long to get one

**Project skill level:** [easy](#)

**Project time:** [30 minutes to 1 hour](#)

**Project tags:** [Home Décor/Accents](#) [Vintage Wall Décor/Wreaths/Banners](#) [Modern Classic](#) [Trendy Kids](#) [Preschool/Kindergarten](#) [Playful](#)

[Vinyl](#)

I have made a Chalkboard for my kids awhile ago in their playroom and thought by adding the Chalkboard Font it would add a nice touch. Chalkboard Font Contest - Home Decor

### CRICUT®: WHAT WAS USED



[Cricut Expression® 2](#)



[Chalkboard Fonts Cartridge](#)

### OTHER MATERIALS NEEDED

[Vinyl](#)

### STEP 1

I created this chalkboard by Using Chalkboard paint and then outlining it with molding that we painted. I then used the Cricut Chalkboard font to decorate the Chalkboard, but leaving plenty of room for our kids to use it with Chalk as well.

### RELATED PROJECTS




[Princess Box](#)

[View details](#)



[Word Collage Boards](#)

[View details](#)



[Journey Wall](#)

[View details](#)

<http://www.cricut.com>