



8X8 LAYOUT - SNOW MUCH FUN



Design by: [ScrappyVee](#) (49 Projects)

About me: Aussie / Kiwi Mum to 2 little boys. I love scrapbooking my families special moments with fun & playful layouts.

Project skill level: [easy](#)

Project time: [1 hour to 2 hours](#)

Project tags: [Family](#) [Winter](#) [Baby](#) [Kids](#)

[Family Layouts](#) [Outdoor/Animal Layouts](#)

[Seasonal Layouts](#) [Outdoor Recreation](#)

[Scrapbook Layouts](#) [Kids Layouts](#)

Made using Teddy Bear Parade cart and Type Candy font.



CRICUT®: WHAT WAS USED



Cricut Expression®
Machine with Plantin
SchoolBook and Accent
Essentials®



Cricut® Type Candy
Cartridge



Cricut® Lite Teddy Bear
Parade Cartridge

STEP 1


Teddy cut at 3.5 inches from Teddy Bear Parade. Title is from Type Candy and was welded in CCR at 1 inch. A wavy paper trimmer was used to make the snow strip and a snowflake punch for flakes.




RELATED PROJECTS



[Family Memorise](#)



[Love Blocks!](#)




[Pirate Name plaque](#)



[View details](#)



[View details](#)



[View details](#)

<http://www.cricut.com>