




# PROJECT CENTER

tp://www.cricut.com



## CHALKBOARD FONTS VINYL PROJECT



**Design by:** Scrapfit (3 Projects)

**About me:** Proud wife and mother of 3; just entering "empty nest." Retired Army, still working, wishing for more scrappin time!! Love fitness and being active :)

**Project skill level:** moderate

**Project time:** 2 hours to 3 hours

**Project tags:** Home Décor/Accents Vintage Wall Décor/Wreaths/Banners Trendy Country

Clean & Simple Home Vinyl

Decorated my laundry room cabinets



### CRICUT®: WHAT WAS USED



Cricut Expression® Machine with Plantin SchoolBook and Accent Essentials®



Gypsy™ handheld design studio for Cricut®



Cricut® Close To My Heart® Cartridge, Art Philosophy

### OTHER MATERIALS NEEDED

Cricut vinyl black and white


### STEP 1

I cut the black vinyl "chalkboards" using a cut from Art Philosophy. All the white cuts are from Chalkboard Fonts!!! So easy to design on my Gypsy!!

### AWARDS




### RELATED PROJECTS




Princess Box



Word Collage Boards



Journey Wall



[View details](#)



[View details](#)



[View details](#)

<http://www.cricut.com>