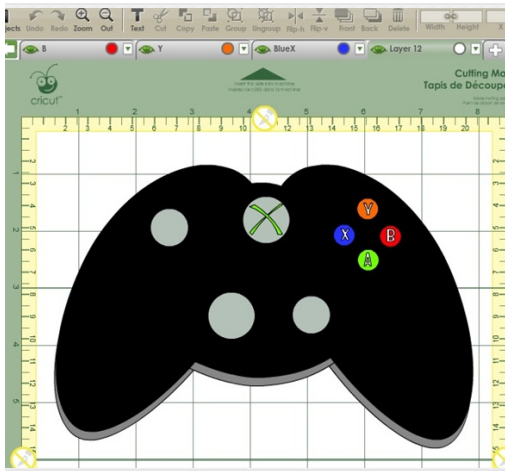





# PROJECT CENTER

<http://www.cricut.com>



## XBOX CUPCAKE TOPPERS



**Design by:** [craftingwithmeek](#) (2 Projects)  
**About me:** Love crafting, scrap booking, and planning parties!!  
**Project skill level:** [easy](#)  
**Project time:** [less than 30 minutes](#)  
**Project tags:** [Birthday](#) [Trendy Boy Girl Celebration](#) [Party Decorations/Favors](#)

These were made for a little guy I know who was turning 7!



### CRICUT®: WHAT WAS USED



Cricut Mini&reg;  
Personal Electronic  
Cutter



Cricut Craft Room  
Basics

### OTHER MATERIALS NEEDED

Cardstock  
 Toothpicks  
 Scissors

Glue  
 Tweezers


### PROJECT CUT FILES



### STEP 1

The cartridge that I used is Cricut Font and Basic Shapes that came with my mini!

### RELATED PROJECTS



Dress Card



"6 Today" Card



Happy Birthday Card  
- Giraffe



[View details](#)



[View details](#)



[View details](#)

<http://www.cricut.com>