




PROJECT CENTER

<http://www.cricut.com>



NAME SIGN



Design by: [KJackson](#) (1 Project)

About me: I have been married for 1 year and we are about to have a little baby girl! I taught 2nd grade and loved it, but will now stay home with our baby. I'm excited to be home and have more time to craft!

Project skill level: [easy](#)

Project time: [30 minutes to 1 hour](#)

Project tags: [Family Home Décor/Accents](#)

[Photos/Frames/Boards](#) [Wall Décor/Wreaths/Banners](#) [Modern Retro](#) [House Warming](#) [Gifts](#) [Naturalist](#) [Vinyl](#)

I used the handwriting 101 and paint and papers that went with the colors in our living room. The wood is a 2x4 cut into pieces of 4x4 and 4x3 placed on a board about 18" long. The letters are paper and the saying on the bottom is black vinyl from PC.

CRICUT®: WHAT WAS USED



Cricut Expression® Machine with Plantin SchoolBook and Accent Essentials®



Cricut® Printing 101 Classmate™ Cartridge



Gypsy™ handheld design studio for Cricut®

OTHER MATERIALS NEEDED

vinyl

card stock

modpodge


paper trimmer

2x4 wood

AWARDS



RELATED PROJECTS




[Family Memorise](#)

[View details](#)



[Love Blocks!](#)

[View details](#)



[Butterfly Display card](#)

[View details](#)