



Images for the Cricut
Craft Room™ design tool

San Francisco














What is **Real Dial Size**?

All characters are measured from the lowest possible point to the highest. In San Francisco, the non-shift base characters are all the same height, and shift characters and **Layer** feature are designed to fit them proportionately. If **Real Dial Size** is selected, all characters will be cut according to the size specified.



■ No Shift ■ Shift

Base		Layer		Finished Image				
 <GldnGate>	+	 <GldnGt-s>	+	 <GldnGate>	+		=	
 <CableCar>	+	 <CblCar-s>	+	 <CableCar>	+		=	
 <Alcatraz>	+	 <Alctrz-s>	+	 <Alcatraz>	+		=	
 <Sailing>	+	 <Sailng-s>	+	 <Sailing>	+		=	
 <ChinaTwn>	+	 <CnaTwn-s>	+	 <ChinaTwn>	+		=	
 <Fshrmans>	+	 <Fshmns-s>	+	 <Fshrmans>	+		=	