































# Valentine's Sweets



## What is **Real Dial Size**?

All characters are measured from the lowest possible point to the highest. In Valentine's Sweets, the non-shift base characters are all the same height, and the shift characters, **Layer** features, and **Shadow** feature are designed to fit them proportionately. If **Real Dial Size** is selected, all characters will be cut according to the size specified.



BASE		LAYER 1		LAYER 2		SHADOW	FINISHED IMAGE
No Shift	Shift	No Shift	Shift	No Shift	Shift	No Shift	
 <V-Day>	 <V-Day-s>						
 <Stamp>	 <Stamp-s>						
 <Cupcake>	 <Cupcake-s>						
 <Candy>	 <Candy-s>	